

Data sheet

Entry level Inclination sensor

DST X710



The Danfoss DST X710 entry level Inclination sensors are developed to ensure a robust and high-performance solution for applications such as agricultural- and construction machines, as well as material handling equipments. These sensors are typically used in safety applications in order to keep the inclination of a machine, or just a part of it, a safety zone for working people, under control.

Danfoss DST X710 series uses contactless MEMS technology for both single and dual axis with measurement ranges up to 360°.

All sensors are designed for off-highway applications and resistant to shock and vibrations and with high electromagnetic compatibility and comes with either analogue or CANopen output.

The sensors are produced according to PL d (EN ISO 13849-1:2015), making the complete portfolio suitable for safety-critical applications.

Features

- MEMS technology for almost infinite sensor life time
- Dual axis up to $\pm 85^\circ$, Single axis $360^\circ (\pm 180^\circ)$
- Output: Analogue or CANopen
- Electrical connector: AMP Superseal 6p 282108-1 or cable
- Accuracy: $< \pm 0.5\%$ FS
- Resolution; 0.01°
- IP protection level IP67 - IPX9K with female mating connector

Conformity

- CE
- RoHS

Technical data
Performance

Measuring range	$\pm 10^\circ \pm 15^\circ \pm 20^\circ \pm 30^\circ \pm 45^\circ \pm 60^\circ \pm 85^\circ$ (single axis Z / dual axis XY) 360° ($\pm 180^\circ$) single axis Z
Accuracy (Factory verification @25 °C)	$< \pm 0.5\%$ FS
Temperature coefficient @ 0°	Typical $< \pm 0.006^\circ/\text{K}$
Long term repeatability	Single axis: Typical $< \pm 0.5^\circ$ in the range $\pm 180^\circ$ Dual axis: Typical $< \pm 0.5^\circ$ in the range $\leq \pm 60^\circ$, $\pm 2^\circ$ otherwise
Resolution	0.01° CANopen output; 12 bit analog output

Electrical specifications

Electrical connections	AMP Superseal 6P 282108-1, cable or cable +M12 5Pin
Output signal	CANopen, Ratiometric 10-90% of Vs, 0.5 - 4.5 Vdc, 0-10 Vdc or 4-20mA
Supply voltage	+10 – +36 Vdc or 5 Vdc Ratiometric output

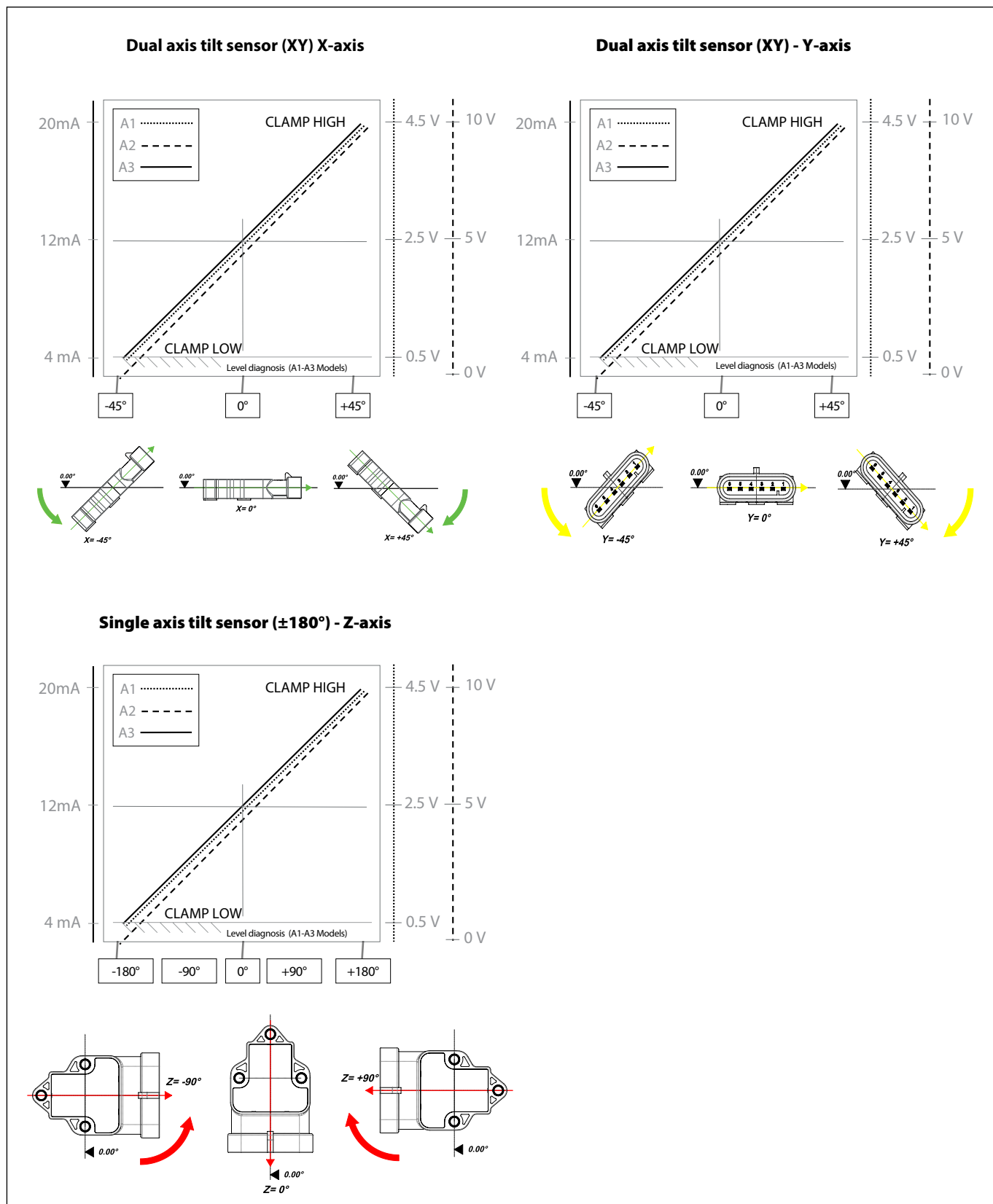
Environmental conditions

Operating temperature range		-40 – 85 °C	
EMC	Emission		EN 55011
	Immunity		EN 61236-3-2
Vibration stability	Sinusoidal	20 g, 10 Hz – 2,000 kHz	IEC 60068-2-6
Shock resistance	Impulsive on 3 axes	50 g, 11 ms	IEC 60068-2-27
IP rating			IP67 - IPX9K with female mating connector

Mechanical characteristics

Materials	Enclosure	PBT
Net weight		0.036 kg (without cable)

Sensor output graph



Load conditions

+0.5 Vdc - +4.5 Vdc output with power + 5Vdc: It is recommended a load resistance > 10 K Ω

Ordering

Type	Output signal	Configurations	Code no.
	CANopen	Single axis; $\pm 180^\circ$; 36V	098G2500
	CANopen	Dual axis; $\pm 85^\circ$; 36V	098G2501

Ordering code - on request

Electrical connections	
AMP Superseal 6P connector	A
Cable (specify cable length)	F

Axis type	
Dual axis (XY axis)	O
Single axis (Z axis)	V

Measuring range	
(Measuring range (indicate) $\pm 10^\circ \pm 15^\circ \pm 20^\circ \pm 30^\circ \pm 45^\circ \pm 60^\circ \pm 85^\circ$ (single axis Z for analogue output-dual axis XY); $360^\circ (\pm 180^\circ)$ for single Z axis only	xxx

Measuring range (Not available)	
(Redundant option not available)	000

Supply voltage	
+5Vdc (only for A1 output)	L
+10...+36Vdc (see output signal for right supply voltage)	H

Output type	
+0.5...+4.5Vdc output (available with supply L = ratiometric output and with supply H = 0.5...4.5V output)	A1
0...+10Vdc output (powered at +11...36Vdc)	A2
4...20mA output (powered at +10...36Vdc)	A3
CANopen output (powered at +10...36Vdc)	C1

Cable	
Cable without connector (always "0" in case of DST X710 A MP Superseal)	0
Cable (100 mm) + M12, 5-pin male overprinted connector	1

Certificate	
No certificate attached	0
Linearity curve to be attached	L

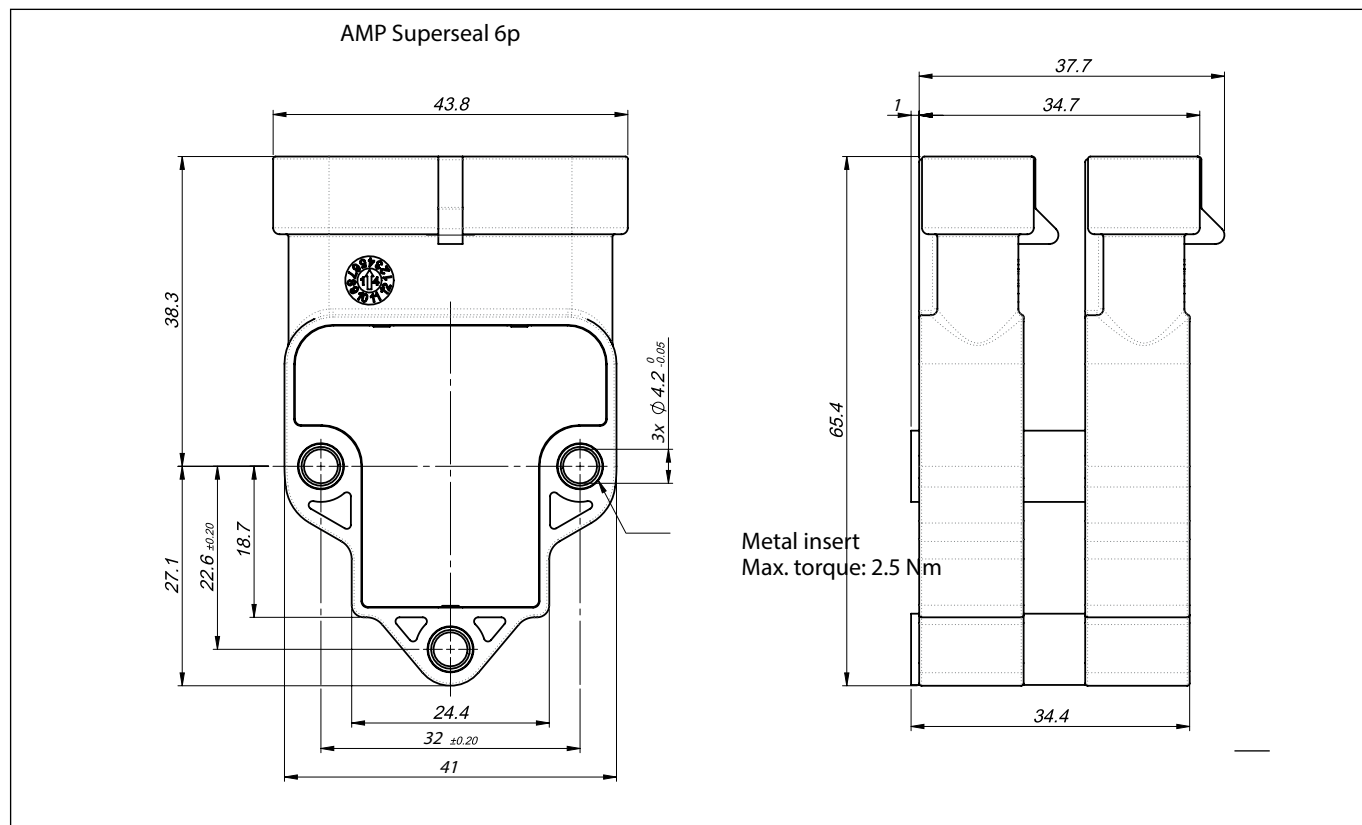
Accessories	
No accessories	X
Magnetic pen (PKIT 312)	Y
3 x spacers for redundant version (BUS027)	A

Cable length	
100 mm	01
200 mm	02
500 mm	05
1 m	10
2 m	20
Other length on request

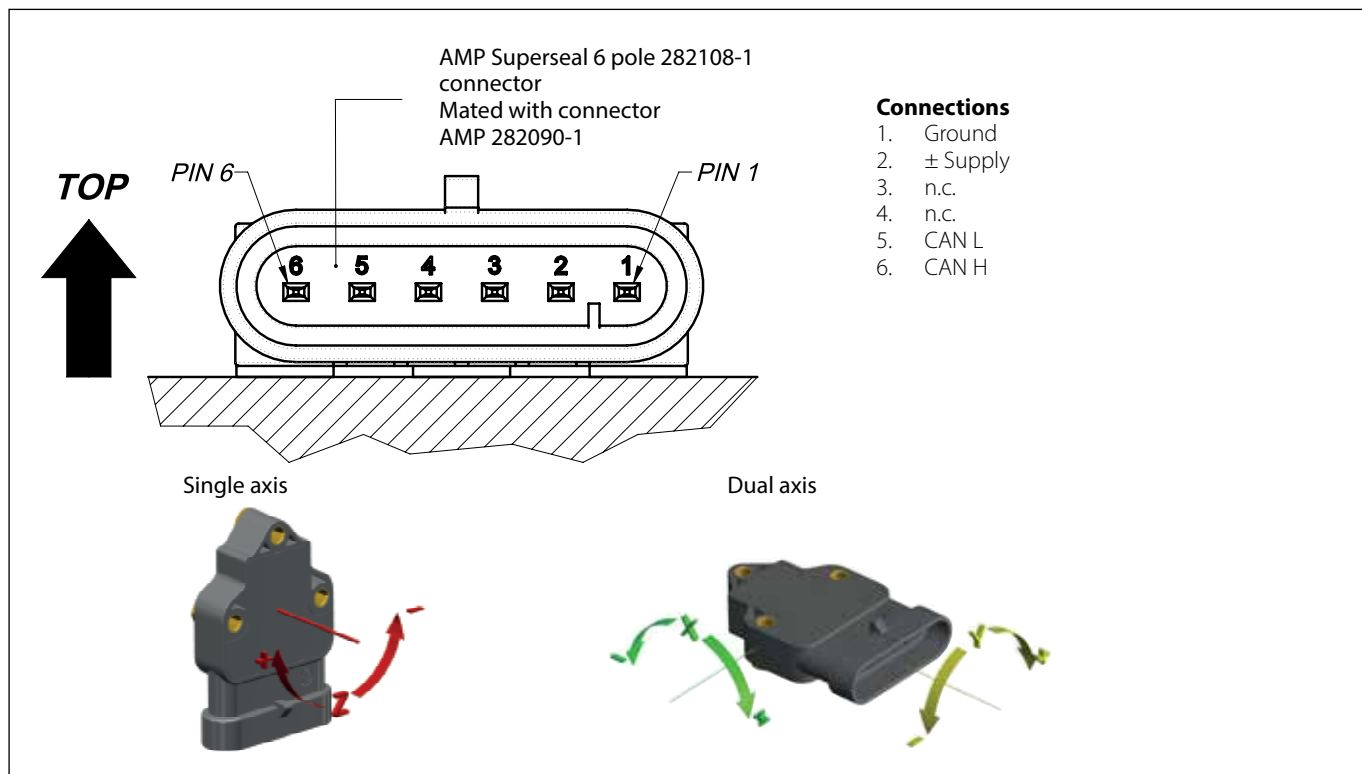
Example of ordering:
DST X710-A0045000HC10 0033X00

A	AMP Superseal 6p
0	Dual Axis (XY axis)
045	$\pm 45^\circ$
000	NA
H	+9 - +36 Vdc
C1	CANopen
0	AMP version
0	No certificate
033	Standard
X	No accessories
00	Not defined (only cable version)

Dimensions

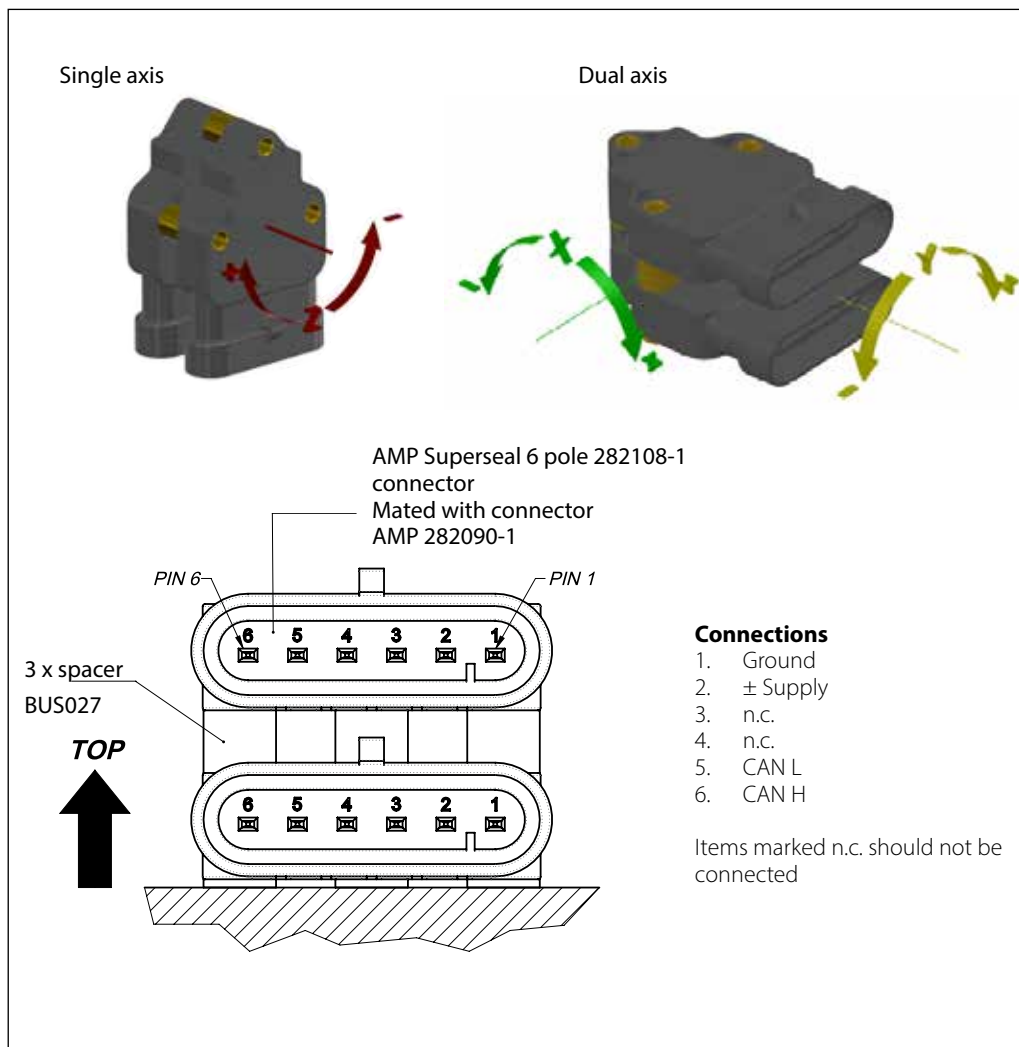


Electrical connections



AMP full redundant version

Danfoss DST X710 tilt sensor is designed to be double mounted with specific spacers (BUS027) in order to have a full redundant space-saving version. Please pay attention how to install the two DST X710 sensors:
Please position them both always face up or both face down.



ENGINEERING
TOMORROW

The Danfoss logo is a stylized, cursive script of the word "Danfoss" in white, set against a red rectangular background.

Danfoss can accept no responsibility for possible errors in catalogues, brochures and other printed material. Danfoss reserves the right to alter its products without notice. This also applies to products already on order provided that such alterations can be made without subsequential changes being necessary in specifications already agreed. All trademarks in this material are property of the respective companies. Danfoss and the Danfoss logotype are trademarks of Danfoss A/S. All rights reserved.
